

Why is my Operation Note Printout Different?

When printing, an operation note it can occasionally print in a lighter colour format then one shown on your computer screen, causing difficulty in reading it clearly.

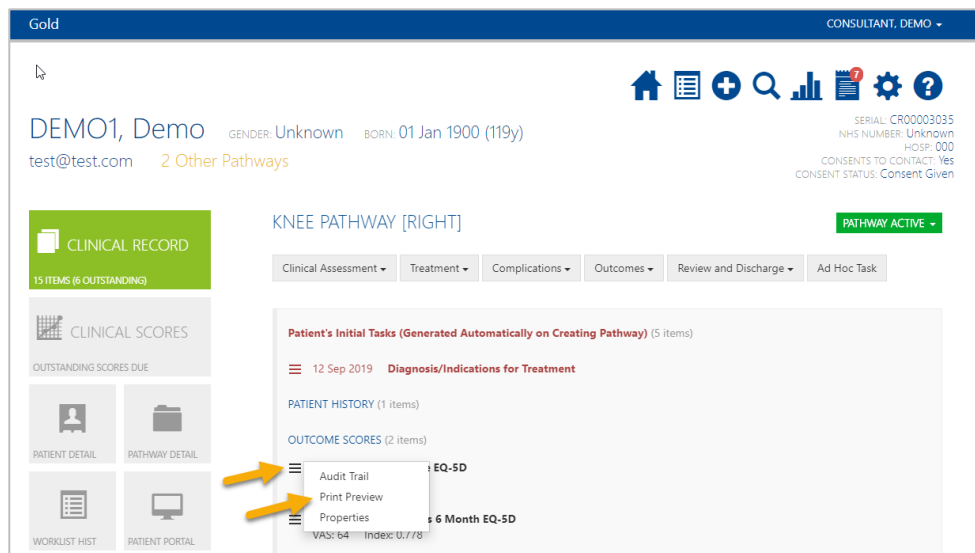
Please **check the following** before printing:

- Use a **different web browser** with a default HTML style sheet in it. For example, Chrome, Firefox or updated version of internet explorer. Specific web browser setting will override any other settings
- Running the chosen printer in **eco mode** – A user can control the printer setting in their browser choice settings.

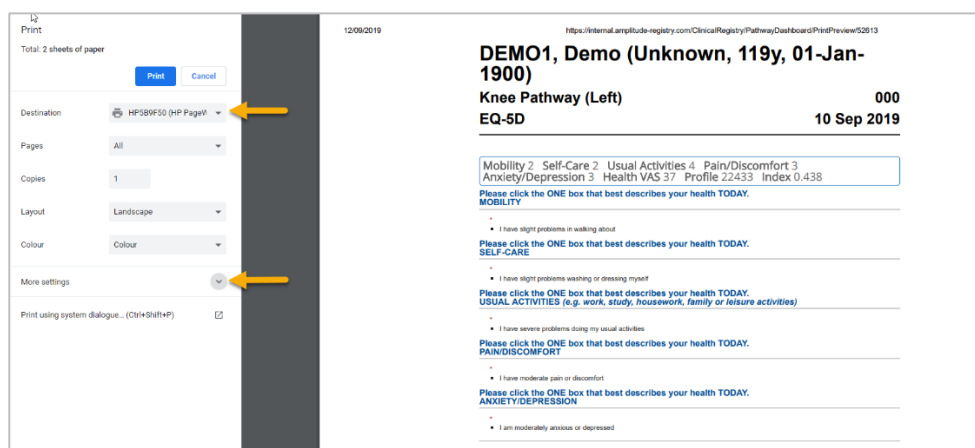
The following guide will show you how to change printer settings in **Chrome**.

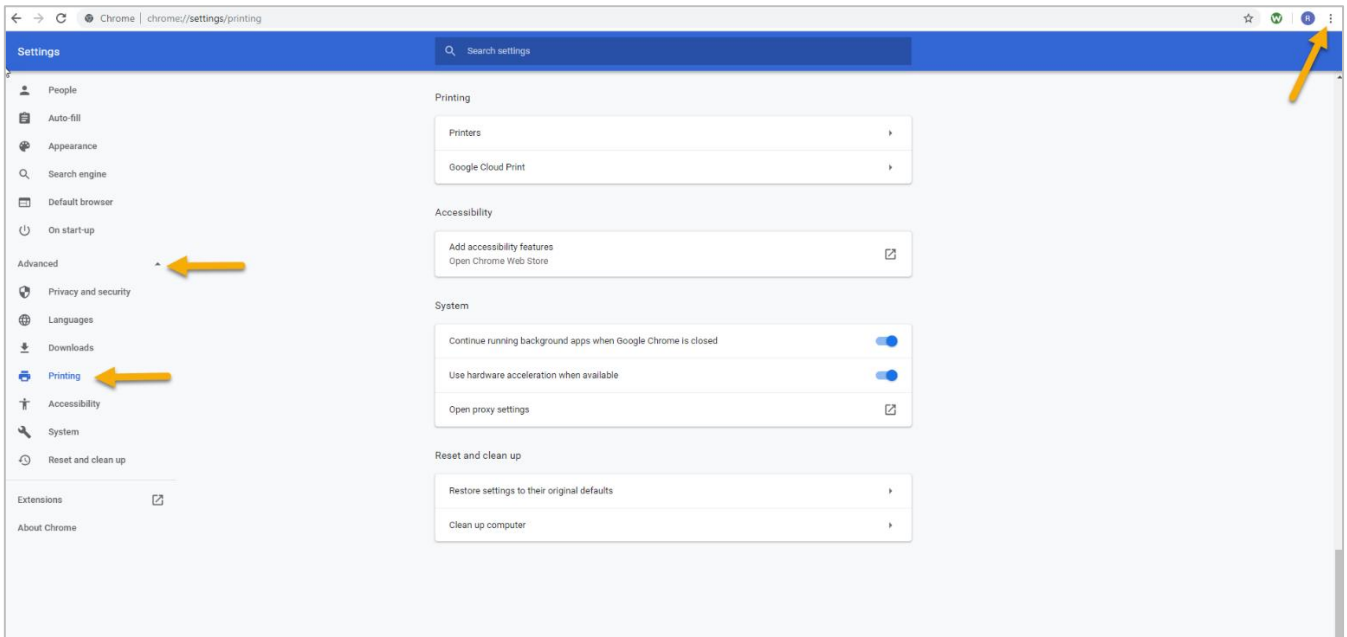
Click on the **three lines** to the left of the procedure form.

Click **'Print Preview'**.



Click the drop down arrow next to the printer destination to change the **printer preference** or click **More settings** to change the **print quality**





Above is how to manage printer settings using the web browser.

Click the **three little dots** at the top right of the web page.

Drop down **Advanced** and click **Printing**.

Here you can manage printing preferences.